



# UNIVERSIDAD DEL MAR

**PROGRAMA DE MEJORA AL PROFESORADO**  
**Informe Financiero Parcial : No. 33**  
**al 31 de marzo del 2015**

RUBROS	Fomento a la generación y aplicación del conocimiento	Beca de fomento a la permanencia	Servicios	Materiales	Bienes muebles	Acervo Bibliográfico	Manutención	Cuota compensatoria	Servicios educativos	Inscripción	Colegiatura	Seguro medico	Instalación	Graduación o titulación	Gastos de Publicación	TOTAL
Anexos																
Of. No. 103.5/14/3035 y complemento 103.5/15/783			1,600.76	15,814.07												17,414.83
Of. No. 103.5/13/6438				6,689.99												6,689.99
Of. No. 103.5/15/1223															8,288.00	8,288.00
TOTAL POR RUBRO	0.00	0.00	1,600.76	22,504.06	0.00	0.00	0.00	0.00	0.00	0.00	0.00	0.00	0.00	0.00		32,392.82

  
 M.A.M. ZARINA PACHECO JUAREZ  
 REPRESENTANTE INSTITUCIONAL ANTE EL PRODEP

  
 DR. MODESTO SEARA VAZQUEZ  
 RECTOR




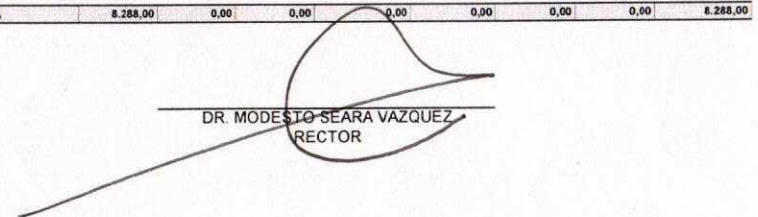
**CEDULA DE SEGUIMIENTO FINANCIERO DEL PROGRAMA DE MEJORA DEL PROFESORADO  
CEDULA DE COMPROBACIÓN DE GASTOS  
APOYO FEDERAL PARA GASTOS DE PUBLICACION**

INSTITUCIÓN: UNIVERSIDAD DEL MAR  
 PROYECTO: GASTOS DE PUBLICACION  
 CLAVE DEL ANEXO: OF. DSA/103.5/15/1223  
 ANEXO: OF. DSA/103.5/15/1223

REFERENCIA DE PAGO			DATOS DEL PRESTADOR DE SERVICIOS					DESTINO DEL GASTO (RUBRO)							
CHEQUE Y/O ORDEN DE PAGO	FECHA DE CHEQUE Y/O ORDEN DE PAGO	BENEFICIARIO - PROMEP	R.F.C.	NOMBRE	FACTURA NUMERO	FECHA	SERVICIO PRESTADO	GASTOS DE PUBLICACION	Materiales	Bienes Muebles	Acervo Bibliográfico	Beca de apoyo a la permanencia	Apoyo mensual complementario	Fomento a generacion y aplicación del conocimiento	TOTAL POR CHEQUE Y/O ORDEN DE PAGO
CH3424	8.288,00	18-mar-2015	IRMA GISELA NIETO CASTAÑEDA	IRMA GISELA NIETO CASTAÑEDA		18-mar-2015	GASTOS DE PUBLICACION	8.288,00							8.288,00
								<b>SUMA</b>	8.288,00	0,00	0,00	0,00	0,00	0,00	8.288,00

\$ 8.288,00

  
 M.A.N. ZARINA PACHECO JUÁREZ  
 RESPONSABLE INSTITUCIONAL DEL PRODEP

  
 DR. MODESTO SEARA VAZQUEZ  
 RECTOR




**CEDULA DE SEGUIMIENTO FINANCIERO DEL PROGRAMA DE MEJORA DEL PROFESORADO**  
**CEDULA DE COMPROBACIÓN DE GASTOS**  
**APOYO FEDERAL A PROFESORES CON PERFIL DESEABLE, INFRAESTRUCTURA Y CUERPOS ACADÉMICOS.**

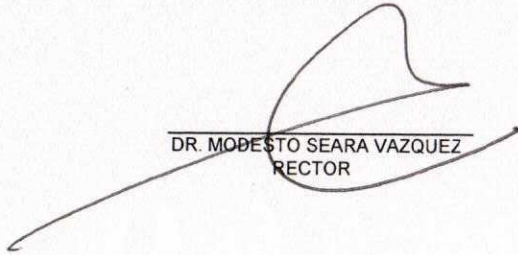
INSTITUCIÓN: UNIVERSIDAD DEL MAR  
 PROYECTO: RECONOCIMIENTO Y/O APOYO A PROFESORES DE TIEMPO COMPLETO CON PERFIL DESEABLE  
 CLAVE DEL ANEXO: 103.5/13/6438  
 ANEXO: 103.5/13/6438

REFERENCIA DE PAGO		DATOS DEL PRESTADOR DE SERVICIOS						DESTINO DEL GASTO (RUBRO)				
CHEQUE Y/O ORDEN DE PAGO	FECHA DE CHEQUE Y/O ORDEN DE PAGO	BENEFICIARIO - PROMEP	R.F.C.	NOMBRE	FACTURA NÚMERO	FECHA	SERVICIO PRESTADO	SERVICIOS	MATERIALES	BIENES MUEBLES	ACERVO BIBLIOGRÁFICO	TOTAL POR CHEQUE Y/O ORDEN DE PAGO
CH3141	5.996,00	1-nov-2013	ENRIQUEZ ROSADO MARIA DEL ROSARIO	ODM950324V2A	OFFICE DEPOT MEXICO S.A DE C.V	801170	6-nov-2013	SILLAS		3.597,00		3.597,00
				ODM950324V2A	OFFICE DEPOT MEXICO S.A DE C.V	801170	6-nov-2013	TRITURADORA		2.399,00		2.399,00
CH3154	20.835,00	11-nov-2013	ENRIQUEZ ROSADO MARIA DEL ROSARIO	HAP9911233Y9	HAPPYMAC S.A DE C.V	2072	31-oct-2013	IMAC 21.5 PULGADAS		20.835,00		20.835,00
CH3210	2.099,00	4-feb-2014	ENRIQUEZ ROSADO MARIA DEL ROSARIO	OOM960429833	OPERADORA OMI, S.A DE C.V.	67212	18-feb-2014	IMPRESORA		2.099,00		2.099,00
CH3414	3.169,82	3-dic-2014	ENRIQUEZ ROSADO MARIA DEL ROSARIO	RAOG5901252A2	GERARDO HIPÓLITO RAMIREZ ORTIZ	755	26-nov-2014	CONSUMIBLES DE CÓMPUTO		3.169,82		3.169,82
CH3421	6.689,99	16-feb-2015	ENRIQUEZ ROSADO MARIA DEL ROSARIO	WAT940721QR2	WATERS, S.A. DE C.V.	31458		MATERIAL DE LABORATORIO		6.689,99		6.689,99

\$ 38.789,81

<b>SUMA</b>	0,00	9.859,81	28.930,00	0,00	38.789,81
-------------	------	----------	-----------	------	-----------

  
 M.A.N. ZARINA PACHECO JUÁREZ  
 RESPONSABLE INSTITUCIONAL DEL PRODEP

  
 DR. MODESTO SEARA VAZQUEZ  
 RECTOR



**CEDULA DE SEGUIMIENTO FINANCIERO DEL PROGRAMA DE MEJORA DEL PROFESORADO  
CEDULA DE COMPROBACIÓN DE GASTOS  
APOYO FEDERAL A PROFESORES CON PERFIL DESEABLE, INFRAESTRUCTURA Y CUERPOS ACADÉMICOS.**

INSTITUCIÓN: UNIVERSIDAD DEL MAR  
 PROYECTO: REDES TEMÁTICAS DE COLABORACIÓN ACADÉMICA CONVOCATORIA 2013  
 CLAVE DEL ANEXO: DSA/103.5/14/3035 Y COMPLEMENTO DSA/103.5/15/783  
 ANEXO: DSA/103.5/14/3035 Y COMPLEMENTO DSA/103.5/15/783

REFERENCIA DE PAGO		DATOS DEL PRESTADOR DE SERVICIOS						DESTINO DEL GASTO (RUBRO)				
CHEQUE Y/O ORDEN DE PAGO	FECHA DE CHEQUE Y/O ORDEN DE PAGO	BENEFICIARIO - PROMEP	R.F.C.	NOMBRE	FACTURA NÚMERO	FECHA	SERVICIO PRESTADO	VIATICOS	MATERIALES	BIENES MUEBLES	ACERVO BIBLIOGRÁFICO	TOTAL POR CHEQUE Y/O ORDEN DE PAGO
NUM.	IMPORTE											
CH3291	6,840.00	26-may-2014	GARCIA ORTEGA SUSANA	TTR890210TF6	TAYIRA TRAVEL, S.A DE C.V.							
	1,921.60			TTR890210TF6	TAYIRA TRAVEL, S.A DE C.V.	216	12-jun-2014	TRANSPORTE AEREO DR CID DEL PRADO IGNACIO	4,419.00			4,419.00
CH3307	990.00	12-jun-2014	GARCIA ORTEGA SUSANA	BALM650302657	BARRADAS LARRARTE MARCELO OSCAR	1803	12-jun-2014	CARGO POR SERVICIO	249.40			249.40
CH3333	348.00	8-jul-2014	GARCIA ORTEGA SUSANA	AAB050224PM2	Agroveterinaria abastos S. A de C. V	8120	23-may-2014	ALIMENTOS	250.00			250.00
CH3336	556.80	9-jul-2014	GARCIA ORTEGA SUSANA	ROGR800709MKA	RODRIGUEZ GABRIEL RUBEN	990	13-jun-2014	PROGRANIC GAMMA/ REPELENTE ORGANICA		990.00		990.00
CH3339	9,303.20	28-jul-2014	GARCIA ORTEGA SUSANA	REHS580815A12	Rendon Hernandez Bertha	20809	27-jun-2014	MANGUERA INDUSTRIAL Y MECABILO		348.00		348.00
CH3405	30,553.45	14-nov-2014	GARCIA ORTEGA SUSANA	LOSG700904HU0	LOPEZ SANTIAGO GUILLERMO	181	1-jul-2014	ASPIRADORA PORTATIL		556.80		556.80
CH3406	6,249.16	14-nov-2014	GARCIA ORTEGA SUSANA	TCR8703225PZ5	TECNOLOGIA CROMATOGRAFICA S.A. DE C.V.	273	2-jul-2014	NAYLO Y MANGUERA FLEXIBLE	9,303.20			9,303.20
CH3407	742.40	14-nov-2014	GARCIA ORTEGA SUSANA	ATM990909U84	AGILENT TECHNOLOGIES MEXICO S. D R L DE	C1804	13-nov-2014	MATERIALES DE LABORATORIO Y REACTIVOS	30,553.45			30,553.45
CH3411	30,033.00	20-nov-2014	GARCIA ORTEGA SUSANA	EAM671025945	ENVASES AMERICA S.A. DE C.V.	200023747	27-oct-2014	MATERIAL DE LABOTARIO		6,249.16		6,249.16
CH3412	7,797.52	21-nov-2014	GARCIA ORTEGA SUSANA	MEYM780820CE3	MARICELA MENDEZ YAÑEZ	16349	20-nov-2014	500 VIALES CON TAPA		742.40		742.40
CH3413	6,457.72	3-dic-2014	GARCIA ORTEGA SUSANA	DQJ9509071XA	DISTRIBUIDORA QUIMICA JAG S.A. DE C.V.	543	14-nov-2014	REACTIVOS Y MATERIALES DE LABORATORIO	30,033.00			30,033.00
CH3419	6,894.44	3-feb-2015	SUSANA GARCIA ORTEGA	FER090423DD9	FERANDELH S.A DE C.V.	2629	19-nov-2014	MATERIAL DE LABORATORIO Y REACTIVOS		7,797.52		7,797.52
CH3422	2,472.13	16-feb-2015	GARCIA ORTEGA SUSANA	HETM821031F10	MIGUEL ANGEL HERNANDEZ TRUJILLO	10114	1-dic-2014	REACTIVOS		6,457.72		6,457.72
CH3423	6,447.50	16-feb-2015	SUSANA GARCIA ORTEGA	CEA0801283R5	CORPORATIVO EMPRESARIAL LA ASUNCION S.A. DE C.V.	109	12-feb-2015	CHAROLAS Y TUBETES (MESA FORESTAL)		6,894.44		6,894.44
CH3425	1,600.76	18-mar-2015	SUSANA GARCIA ORTEGA	ROGE760808AE3	ELIAS RODRIGUEZ GABRIEL	9DC6F127	23-feb-2015	MATERIAL PARA CONSTRUCCION		2,472.13		2,472.13
					JOSE MARCO VINICIO RAMIREZ MARES	7692	17-feb-2015	MATERIAL PARA CONSTRUCCION		6,447.50		6,447.50
				HM1080529KT8	HOTEL DE MIAHUATLAN S.A. DE C.V.	298	19-feb-2015	VIATICOS	270.00			270.00
				GVS990426TP4	GASOLINERA VALLE DEL SUR S.A. DE C.V.	H3295	21-feb-2015	HOSPEDAJE	830.00			830.00
				GET041207MS1	GRUPO EMPRESARIAL 3 MIXTECAS S.A. DE C.V.	SMC-13438	21-feb-2015	TRANSPORTE (COMBUSTIBLE)	250.07			250.07
						10868	19-feb-2015	TRANSPORTE (COMBUSTIBLE)	250.69			250.69
<b>SÚMA</b>								<b>6,519.16</b>	<b>108,845.32</b>	<b>0.00</b>	<b>0.00</b>	<b>115,113.79</b>

M. A. N. ZARINA PACHECO JUÁREZ  
 RESPONSABLE INSTITUCIONAL DEL PRODEP

DR. MODESTO SEARA VAZQUEZ  
 RECTOR



UNIVERSIDAD DEL MAR

ANEXO A

REPORTE DEL FIDEICOMISO

RENDIMIENTOS Y RECURSOS EJERCIDOS SEGÚN EL ESTADO DEL FIDEICOMISO No. 360279020, DEL BANCO SCOTIABANK INVERLAT S.A. CON CORTE AL 31 DE MARZO 2015.

MES	ASIGNADO (1)	RENDIMIENTO BRUTO (2)	COSTO DEL FIDEICOMISO (3)	RENDIMIENTO NETO (4=2-3)	PAGO A FIDEICOMISARIOS (5)	REINTEGROS (6)	EJERCICIO NETO (7=5-6)	SALDO POR EJERCER (8=1+4-7)
<b>ASIG DIC-96</b>	<b>894,000.00</b>		0.00	0.00	0.00	0.00	0.00	894,000.00
ene-97	894,000.00	21,368.00	0.00	21,368.00	0.00	0.00	0.00	915,368.00
feb-97	915,368.00	3,737.75	0.00	3,737.75	0.00	0.00	0.00	919,105.75
feb-97	919,105.75	3,645.79	3,450.00	195.79	0.00	0.00	0.00	919,301.54
mar-97	919,301.54	18,590.71	822.39	17,768.32	0.00	0.00	0.00	937,069.86
abr-97	937,069.86	18,341.86	914.60	17,427.26	0.00	0.00	0.00	954,497.12
may-97	954,497.12	14,664.70	0.00	14,664.70	85,603.36	0.00	85,603.36	883,558.46
jun-97	883,558.46	11,567.35	1,789.45	9,777.90	0.00	0.00	0.00	893,336.36
jul-97	893,336.36	20,452.15	855.95	19,596.20	149,167.65	0.00	149,167.65	763,764.91
ago-97	763,764.91	8,734.83	756.49	7,978.34	0.00	0.00	0.00	771,743.25
sep-97	771,743.25	11,618.92	711.64	10,907.28	64,375.50	0.00	64,375.50	718,275.03
oct-97	718,275.03	12,348.21	688.28	11,659.93	0.00	0.00	0.00	729,934.96
nov-97	729,934.96	10,223.99	722.98	9,501.01	0.00	0.00	0.00	739,435.97
	739,435.97	0.00	0.00	0.00	0.00	0.00	0.00	0.00
<b>ASIG DIC-97</b>	<b>515,000.00</b>	0.00	0.00	0.00	0.00	0.00	0.00	0.00
<b>TOTAL</b>	<b>1,254,435.97</b>	<b>9,785.70</b>	<b>708.63</b>	<b>9,077.07</b>	<b>0.00</b>	<b>0.00</b>	<b>0.00</b>	<b>1,263,513.04</b>
ene-98	1,263,513.04	16,903.00	1,251.32	15,651.68	0.00	0.00	0.00	1,279,164.72
feb-98	1,279,164.72	21,029.42	1,266.64	19,762.78	0.00	0.00	0.00	1,298,927.50
mar-98	1,298,927.50	17,732.08	1,161.78	16,570.30	0.00	0.00	0.00	1,315,497.80
abr-98	1,315,497.80	20,974.88	1,302.65	19,672.23	17,000.00	0.00	17,000.00	1,318,170.03
may-98	1,318,170.03	25,460.12	631.70	24,828.42	9,473.40	0.00	9,473.40	1,333,525.05
jun-98	1,333,525.05	14,164.97	1,047.74	13,117.23	0.00	0.00	0.00	1,346,642.28
jun-98	1,346,642.28	7,832.05	0.00	7,832.05	0.00	0.00	0.00	1,354,474.33
jul-98	1,354,474.33	21,346.54	0.00	21,346.54	50,000.00	41,000.00	9,000.00	1,366,820.87
ago-98	1,366,820.87	21,178.37	103.85	21,074.52	109,396.74	0.00	109,396.74	1,278,498.65
sep-98	1,278,498.65	42,134.50	389.18	41,745.32	218,915.66	0.00	218,915.66	1,101,328.31
	1,101,328.31	0.00	0.00	0.00	0.00	0.00	0.00	0.00
<b>ASIG OCT-98</b>	<b>1,310,000.00</b>	0.00	0.00	0.00	0.00	0.00	0.00	0.00
<b>TOTAL</b>	<b>2,411,328.31</b>	<b>38,809.91</b>	<b>376.49</b>	<b>38,433.42</b>	<b>262,911.31</b>	<b>0.00</b>	<b>262,911.31</b>	<b>2,186,850.42</b>
nov-98	2,186,850.42	52,526.45	370.78	52,155.67	486,700.27	0.00	486,700.27	1,752,305.82
dic-98	1,752,305.82	40,048.69	625.01	39,423.68	99,373.09	0.00	99,373.09	1,692,356.41
ene-99	1,692,356.41	64,257.24	510.86	63,746.38	162,968.40	190,680.40	-27,712.00	1,783,814.79
	1,783,814.79	0.00	0.00	0.00	0.00	0.00	0.00	0.00
<b>ASIG FEB-99</b>	<b>183,000.00</b>	0.00	0.00	0.00	0.00	0.00	0.00	0.00
<b>TOTAL</b>	<b>1,966,814.79</b>	<b>45,232.20</b>	<b>523.05</b>	<b>44,709.15</b>	<b>45,721.06</b>	<b>0.00</b>	<b>45,721.06</b>	<b>1,965,802.88</b>
mar-99	1,965,802.88	48,313.89	537.96	47,775.93	186,125.42	0.00	186,125.42	1,827,453.39
abr-99	1,827,453.39	31,145.58	511.95	30,633.63	11,942.91	0.00	11,942.91	1,846,144.11
may-99	1,846,144.11	29,379.08	543.62	28,835.46	26,303.61	0.00	26,303.61	1,848,675.96



**UNIVERSIDAD DEL MAR**  
**REPORTE DEL FIDEICOMISO**

ANEXO A

RENDIMIENTOS Y RECURSOS EJERCIDOS SEGÚN EL ESTADO DEL FIDEICOMISO No. 360279020 DEL BANCO SCOTIABANK INVERLAT S.A. CON CORTE AL 31 DE MARZO 2015.

MES	ASIGNADO (1)	RENDIMIENTO BRUTO (2)	COSTO DEL FIDEICOMISO (3)	RENDIMIENTO NETO (4=2-3)	PAGO A FIDEICOMISARIOS (5)	REINTEGROS (6)	EJERCICIO NETO (7=5-6)	SALDO POR EJERCER (8=1+4-7)
jun-99	1,848,675.96	39,437.74	532.02	38,905.72	16,954.35	0.00	16,954.35	1,870,627.33
jul-99	1,870,627.33	30,357.90	549.72	29,808.18	9,417.20	0.00	9,417.20	1,891,018.31
	1,891,018.31	0.00	0.00	0.00	0.00	0.00	0.00	0.00
<b>ASIG AGO-99</b>	<b>2,257,000.00</b>	0.00	0.00	0.00	0.00	0.00	0.00	0.00
<b>TOTAL</b>	<b>4,148,018.31</b>	<b>59,706.16</b>	<b>604.69</b>	<b>59,101.47</b>	<b>132,309.80</b>	<b>26,500.00</b>	<b>105,809.80</b>	<b>4,101,309.98</b>
sep-99	4,101,309.98	65,887.77	1,179.13	64,708.64	19,081.96	0.00	19,081.96	4,146,936.66
oct-99	4,146,936.66	61,577.14	3,791.58	57,785.56	14,136.92	0.00	14,136.92	4,190,585.30
nov-99	4,190,585.30	74,010.68	1,249.36	72,761.32	10,167.03	0.00	10,167.03	4,253,179.59
dic-99	4,253,179.59	44,648.18	1,224.31	43,423.87	0.00	0.00	0.00	4,296,603.46
ene-00	4,296,603.46	71,690.05	1,282.92	70,407.13	0.00	0.00	0.00	4,367,010.59
feb-00	4,367,010.59	71,149.99	0.00	71,149.99	0.00	0.00	0.00	4,438,160.58
mar-00	4,438,160.58	53,852.34	2,409.24	51,443.10	0.00	0.00	0.00	4,489,603.68
abr-00	4,489,603.68	46,201.59	1,336.16	44,865.43	0.00	0.00	0.00	4,534,469.11
may-00	4,534,469.11	62,631.72	1,307.47	61,324.25	3,558.28	0.00	3,558.28	4,592,235.08
jun-00	4,592,235.08	57,595.19	1,366.51	56,228.68	0.00	0.00	0.00	4,648,463.76
jul-00	4,648,463.76	55,007.18	1,337.38	53,669.80	27,000.00	0.00	27,000.00	4,675,133.56
ago-00	4,675,133.56	72,297.97	1,392.89	70,905.08	4,500.00	0.00	4,500.00	4,741,538.64
sep-00	4,741,538.64	57,700.79	1,409.16	56,291.63	4,500.00	0.00	4,500.00	4,793,330.27
oct-00	4,793,330.27	59,792.93	1,380.20	58,412.73	4,500.00	0.00	4,500.00	4,847,243.00
nov-00	4,847,243.00	77,491.05	1,444.35	76,046.70	4,500.00	0.00	4,500.00	4,918,789.70
dic-00	4,918,789.70	32,941.52	0.00	32,941.52	4,500.00	0.00	4,500.00	4,947,231.22
ene-01	4,947,231.22	100,523.21	2,753.84	97,769.37	0.00	0.00	0.00	5,045,000.59
feb-01	5,045,000.59	68,672.48	1,504.67	67,167.81	0.00	0.00	0.00	5,112,168.40
mar-01	5,112,168.40	81,226.63	0.00	81,226.63	0.00	0.00	0.00	5,193,395.03
abr-01	5,193,395.03	61,013.91	2,922.32	58,091.59	0.00	0.00	0.00	5,251,486.62
may-01	5,251,486.62	61,960.78	1,686.03	60,274.75	0.00	0.00	0.00	5,311,761.37
jun-01	5,311,761.37	38,733.67	1,578.84	37,154.83	0.00	0.00	0.00	5,348,916.20
jul-01	5,348,916.20	37,227.12	1,539.67	35,687.45	0.00	0.00	0.00	5,384,603.65
	5,384,603.65	0.00	0.00	0.00	0.00	0.00	0.00	0.00
<b>ASIG AGO-01</b>	<b>797,051.57</b>	0.00	0.00	0.00	0.00	0.00	0.00	0.00
<b>TOTAL</b>	<b>6,181,655.22</b>	<b>39,893.94</b>	<b>1,632.30</b>	<b>38,261.64</b>	<b>0.00</b>	<b>0.00</b>	<b>0.00</b>	<b>6,219,916.86</b>
sep-01	6,219,916.86	40,189.51	1,849.36	38,340.15	0.00	0.00	0.00	6,258,257.01
oct-01	6,258,257.01	42,944.20	1,801.91	41,142.29	0.00	0.00	0.00	6,299,399.30
nov-01	6,299,399.30	43,046.91	1,874.51	41,172.40	0.00	0.00	0.00	6,340,571.70
dic-01	6,340,571.70	28,836.65	1,824.04	27,012.61	0.00	0.00	0.00	6,367,584.31
ene-02	6,367,584.31	0.00	0.00	0.00	0.00	0.00	0.00	6,367,584.31
feb-02	6,367,584.31	11,350.56	0.00	11,350.56	0.00	0.00	0.00	6,378,934.87
mar-02	6,378,934.87	0.00	0.00	0.00	9,882.00	0.00	9,882.00	6,369,052.87



## UNIVERSIDAD DEL MAR

ANEXO A

### REPORTE DEL FIDEICOMISO

RENDIMIENTOS Y RECURSOS EJERCIDOS SEGÚN EL ESTADO DEL FIDEICOMISO No. 360279020 DEL BANCO SCOTIABANK INVERLAT S.A. CON CORTE AL 31 DE MARZO 2015.

MES	ASIGNADO (1)	RENDIMIENTO BRUTO (2)	COSTO DEL FIDEICOMISO (3)	RENDIMIENTO NETO (4=2-3)	PAGO A FIDEICOMISARIOS (5)	REINTEGROS (6)	EJERCICIO NETO (7 = 5 - 6)	SALDO POR EJERCER (8 = 1 + 4 - 7)
abr-02	6,369,052.87	43,999.47	7,214.07	36,785.40	20,088.00	0.00	20,088.00	6,385,750.27
may-02	6,385,750.27	29,794.82	1,834.12	27,960.70	15,638.00	0.00	15,638.00	6,398,072.97
jun-02	6,398,072.97	29,834.34	1,836.33	27,998.01	10,897.20	0.00	10,897.20	6,415,173.78
jul-02	6,415,173.78	0.00	0.00	0.00	0.00	0.00	0.00	6,415,173.78
ago-02	6,415,173.78	69,665.31	3,684.48	65,980.83	114,014.21	0.00	114,014.21	6,367,140.40
	6,367,140.40	0.00	0.00	0.00	0.00	0.00	0.00	0.00
<b>ASIG SEP-02</b>	<b>146,231.38</b>	<b>0.00</b>	<b>0.00</b>	<b>0.00</b>	<b>0.00</b>	<b>0.00</b>	<b>0.00</b>	<b>0.00</b>
<b>TOTAL</b>	<b>6,513,371.78</b>	<b>30,679.65</b>	<b>1,848.39</b>	<b>28,831.26</b>	<b>145,732.39</b>	<b>1,848.39</b>	<b>143,884.00</b>	<b>6,398,319.04</b>
oct-02	6,398,319.04	40,366.31	1,515.20	38,851.11	1,341,518.37	0.00	1,341,518.37	5,095,651.78
nov-02	5,095,651.78	21,124.53	1,725.00	19,399.53	1,269,704.09	0.00	1,269,704.09	3,845,347.22
dic-02	3,845,347.22	13,200.65	1,341.67	11,858.98	202,516.20	2,191,748.32	-1,989,232.12	5,846,438.32
ene-03	5,846,438.32	42,819.85	1,403.06	41,416.79	164,637.82	0.00	164,637.82	5,723,217.29
feb-03	5,723,217.29	29,835.66	1,663.34	28,172.32	196,441.65	82,632.12	113,809.53	5,637,580.08
mar-03	5,637,580.08	30,612.44	1,632.96	28,979.48	160,019.07	0.00	160,019.07	5,506,540.49
abr-03	5,506,540.49	29,949.76	1,611.56	28,338.20	59,453.93	0.00	59,453.93	5,475,424.76
may-03	5,475,424.76	27,011.03	1,580.68	25,430.35	99,404.24	100,000.00	-595.76	5,501,450.87
jun-03	5,501,450.87	15,373.09	1,231.19	14,141.90	106,830.52	0.00	106,830.52	5,408,762.25
jul-03	5,408,762.25	19,064.14	1,575.33	17,488.81	135,306.66	0.00	135,306.66	5,290,944.40
ago-03	5,290,944.40	14,557.13	1,539.03	13,018.10	97,812.32	0.00	97,812.32	5,206,150.18
sep-03	5,206,150.18	15,339.39	1,514.89	13,824.50	129,023.01	0.00	129,023.01	5,090,951.67
oct-03	5,090,951.67	20,307.49	1,478.52	18,828.97	190,430.75	200,000.00	-9,569.25	5,119,349.89
nov-03	5,119,349.89	15,688.41	1,499.65	14,188.76	96,657.93	0.00	96,657.93	5,036,880.72
dic-03	5,036,880.72	12,507.78	1,466.18	11,041.60	211,722.99	0.00	211,722.99	4,836,199.33
ene-04	4,836,199.33	28,156.83	1,405.84	26,750.99	254,608.17	0.00	254,608.17	4,608,342.15
feb-04	4,608,342.15	17,076.21	1,390.00	15,686.21	146,932.67	0.00	146,932.67	4,477,095.69
mar-04	4,477,095.69	19,596.03	1,602.04	17,993.99	90,627.76	0.00	90,627.76	4,404,461.92
abr-04	4,404,461.92	24,036.15	1,395.67	22,640.48	350,632.15	0.00	350,632.15	4,076,470.25
may-04	4,076,470.25	16,939.03	1,390.00	15,549.03	634,978.83	1,390.00	633,588.83	3,458,430.45
jun-04	3,458,430.45	16,404.78	1,390.11	15,014.67	138,978.83	0.00	138,978.83	3,334,466.29
jul-04	3,334,466.29	20,658.04	1,150.06	19,507.98	105,570.60	0.00	105,570.60	3,248,403.67
ago-04	3,248,403.67	16,641.17	956.27	15,684.90	120,364.26	375.00	119,989.26	3,144,099.31
sep-04	3,144,099.31	21,368.73	923.04	20,445.69	141,016.51	77.75	140,938.76	3,023,606.24
oct-04	3,023,606.24	12,366.70	1,150.00	11,216.70	44,010.30	0.00	44,010.30	2,990,812.64
nov-04	2,990,812.64	19,675.60	1,150.00	18,525.60	383,587.72	0.00	383,587.72	2,625,750.52
dic-04	2,625,750.52	11,532.27	1,150.00	10,382.27	183,622.96	0.00	183,622.96	2,452,509.83
ENE/05	2,452,509.83	23,516.56	1,191.09	22,325.47	239,387.09	0.00	239,387.09	2,235,448.21
FEB/05	2,235,448.21	14,632.08	1,132.45	13,499.63	358,520.90	0.00	358,520.90	1,890,426.94
	1,890,426.94	0.00	0.00	0.00	0.00	0.00	0.00	1,890,426.94



**UNIVERSIDAD DEL MAR**  
**REPORTE DEL FIDEICOMISO**

ANEXO A

RENDIMIENTOS Y RECURSOS EJERCIDOS SEGÚN EL ESTADO DEL FIDEICOMISO No. 360279020 DEL BANCO SCOTIABANK INVERLAT S.A. CON CORTE AL 31 DE MARZO 2015.

MES	ASIGNADO (1)	RENDIMIENTO BRUTO (2)	COSTO DEL FIDEICOMISO (3)	RENDIMIENTO NETO (4=2-3)	PAGO A FIDEICOMISARIOS (5)	REINTEGROS (6)	EJERCICIO NETO (7=5-6)	SALDO POR EJERCER (8=1+4-7)
ASIG-MAR/05	1,330,684.76	0.00	0.00	0.00	0.00	0.00	0.00	0.00
<b>TOTAL</b>	<b>3,221,111.70</b>	<b>22,678.23</b>	<b>1,001.86</b>	<b>21,676.37</b>	<b>408,550.01</b>	<b>0.00</b>	<b>408,550.01</b>	<b>2,834,238.06</b>
ABRIL/05	2,834,238.06	19,758.01	1,150.00	18,608.01	337,200.49	31,696.00	305,504.49	2,547,341.58
MAY/05	2,547,341.58	18,195.19	1,150.00	17,045.19	132,646.02	0.00	132,646.02	2,431,740.75
JUN/05	2,431,740.75	20,823.96	1,150.00	19,673.96	535,876.33	0.00	535,876.33	1,915,538.38
JUL/05	1,915,538.38	13,621.65	1,098.08	12,523.57	365,910.18	0.00	365,910.18	1,562,151.77
AGO/05	1,562,151.77	10,930.39	958.33	9,972.06	126,159.22	0.00	126,159.22	1,445,964.61
SEP/05	1,445,964.61	15,826.10	958.33	14,867.77	273,464.60	580,499.53	-307,034.93	1,767,867.31
OCT/05	1,767,867.31	11,978.08	958.33	11,019.75	319,182.19	0.00	319,182.19	1,459,704.87
NOV/05	1,459,704.87	9,652.63	958.33	8,694.30	226,484.72	0.00	226,484.72	1,241,914.45
DIC/05	1,241,914.45	6,989.21	958.33	6,030.88	335,901.76	0.00	335,901.76	912,043.57
ENE/06	912,043.57	7,315.07	958.33	6,356.74	157,632.75	0.00	157,632.75	760,767.56
FEB/06	760,767.56	3,614.10	984.23	2,629.87	173,414.36	0.00	173,414.36	589,983.07
MAR/06	589,983.07	2,987.21	984.23	2,002.98	213,391.52	0.00	213,391.52	378,594.53
ABRIL/06	378,594.53	2,038.11	984.23	1,053.88	67,367.66	0.00	67,367.66	312,280.75
MAYO/06	312,280.75	1,788.98	984.23	804.75	101,715.15	0.00	101,715.15	211,370.35
JUNIO/06	211,370.35	1,100.52	984.23	116.29	74,165.03	0.00	74,165.03	137,321.61
JULIO/06	137,321.61	515.36	984.23	-468.87	63,006.50	0.00	63,006.50	73,846.24
AGOSTO/06	73,846.24	407.37	1,968.45	-1,561.08	67,285.14	0.00	67,285.14	5,000.02
	5,000.02	0.00	0.00	0.00	0.00	0.00	0.00	0.00
ASIG/OCT/06	600,000.00	0.00	0.00	0.00	0.00	0.00	0.00	0.00
ASIG/OCT/06	1,894,089.00	0.00	0.00	0.00	0.00	0.00	0.00	0.00
<b>TOTAL</b>	<b>2,499,089.02</b>	<b>2,696.78</b>	<b>984.22</b>	<b>1,712.56</b>	<b>482,002.36</b>	<b>0.00</b>	<b>482,002.36</b>	<b>2,018,799.22</b>
NOV/06	2,018,799.22	11,156.04	984.23	10,171.81	108,656.30	0.00	108,656.30	1,920,314.73
	1,920,314.73	0.00	0.00	0.00	0.00	0.00	0.00	0.00
ASIG/DIC/06	198,367.00	0.00	0.00	0.00	0.00	0.00	0.00	0.00
<b>TOTAL</b>	<b>2,118,681.73</b>	<b>8,840.00</b>	<b>984.23</b>	<b>7,855.77</b>	<b>131,133.56</b>	<b>0.00</b>	<b>131,133.56</b>	<b>1,995,403.94</b>
ENERO/07	1,995,403.94	15,369.71	1,129.32	14,240.39	31,475.37	0.00	31,475.37	1,978,168.96
FEBRERO/07	1,978,168.96	10,644.73	1,175.09	9,469.64	29,308.33	0.00	29,308.33	1,958,330.27
MARZO/07	1,958,330.27	11,086.55	1,175.09	9,911.46	115,522.53	0.00	115,522.53	1,852,719.20
ABRIL/07	1,852,719.20	11,023.07	1,175.09	9,847.98	40,862.16	0.00	40,862.16	1,821,705.02
MAYO/07	1,821,705.02	10,645.00	1,175.09	9,469.91	46,588.50	0.00	46,588.50	1,784,586.43
JUNIO/07	1,784,586.43	10,623.78	1,175.09	9,448.69	4,706.85	0.00	4,706.85	1,789,328.27
JULIO/07	1,789,328.27	10,891.99	1,175.09	9,716.90	30,042.67	0.00	30,042.67	1,769,002.50
AGOSTO/07	1,769,002.50	10,809.80	1,175.09	9,634.71	19,233.13	0.00	19,233.13	1,759,404.08
SEP/07	1,759,404.08	9,759.71	1,175.09	8,584.62	3,791.55	0.00	3,791.55	1,764,197.15
OCT/07	1,764,197.15	10,000.41	1,175.09	8,825.32	124,259.75	0.00	124,259.75	1,648,762.72
NOV/07	1,648,762.72	11,173.87	1,175.09	9,998.78	0.00	0.00	0.00	1,658,761.50





UNIVERSIDAD DEL MAR

ANEXO A

REPORTE DEL FIDEICOMISO

RENDIMIENTOS Y RECURSOS EJERCIDOS SEGÚN EL ESTADO DEL FIDEICOMISO No. 360279020 DEL BANCO SCOTIABANK INVERLAT S.A. CON CORTE AL 31 DE MARZO 2015.

MES	ASIGNADO (1)	RENDIMIENTO BRUTO (2)	COSTO DEL FIDEICOMISO (3)	RENDIMIENTO NETO (4=2-3)	PAGO A FIDEICOMISARIOS (5)	REINTEGROS (6)	EJERCICIO NETO (7=5-6)	SALDO POR EJERCER (8=1+4-7)
DIC/07	1,658,761.50	6,952.24	1,175.09	5,777.15	0.00	0.00	0.00	1,664,538.65
ENERO/08	1,664,538.65	14,022.76	1,175.09	12,847.67	0.00	0.00	0.00	1,677,386.32
FEB/08	1,677,386.32	9,314.64	1,219.26	8,095.38	0.00	0.00	0.00	1,685,481.70
MARZO/08	1,685,481.70	9,356.51	1,219.26	8,137.25	0.00	0.00	0.00	1,693,618.95
	1,693,618.95	0.00	0.00	0.00	0.00	0.00	0.00	0.00
ASIG/ABRIL/08	1,991,701.00	0.00	0.00	0.00	0.00	0.00	0.00	0.00
TOTAL	3,685,319.95	13,726.02	1,219.26	12,506.76	79,419.00	0.00	79,419.00	3,618,407.71
ASIG/MAYO/08	1,397,852.00							
TOTAL	5,016,259.71	19,153.32	1,219.26	17,934.06	1,082,220.98	0.00	1,082,220.98	3,951,972.79
JUN/08	3,951,972.79	20,980.34	1,463.12	19,517.22	632,024.62	0.00	632,024.62	3,339,465.39
JUL/08	3,339,465.39	17,066.20	1,706.98	15,359.22	472,672.12	0.00	472,672.12	2,882,152.49
AGO/08	2,882,152.49	19,859.39	1,463.12	18,396.27	197,578.83	24,355.00	173,223.83	2,727,324.93
SEPT/08	2,727,324.93	13,883.83	1,463.12	12,420.71	538,296.77	0.00	538,296.77	2,201,448.87
	2,201,448.87	0.00	0.00	0.00	0.00	0.00	0.00	0.00
ASIG/OCT/08	2,152,854.00	0.00	0.00	0.00	0.00	0.00	0.00	0.00
TOTAL	4,354,302.87	16,553.86	1,219.26	15,334.60	581,633.24	0.00	581,633.24	3,788,004.23
NOV/08	3,788,004.23	18,772.77	1,463.12	17,309.65	501,578.93	0.00	501,578.93	3,303,734.95
DIC/08	3,303,734.95	12,810.33	1,706.98	11,103.35	146,882.25	0.00	146,882.25	3,167,956.05
ENE/09	3,167,956.05	25,048.96	1,463.12	23,585.84	75,790.66	0.00	75,790.66	3,115,751.23
FEB/09	3,115,751.23	15,262.88	1,558.64	13,704.24	370,856.75	0.00	370,856.75	2,758,598.72
MZO/09	2,758,598.72	14,273.22	1,558.64	12,714.58	129,832.39	0.00	129,832.39	2,641,480.91
ABR/09	2,641,480.91	14,748.94	1,558.64	13,190.30	239,977.24	0.00	239,977.24	2,414,693.97
MAY/09	2,414,693.97	8,627.26	1,558.64	7,068.62	404,383.86	0.00	404,383.86	2,017,378.73
JUN/09	2,017,378.73	7,129.79	1,298.87	5,830.92	110,752.38	0.00	110,752.38	1,912,457.27
JUL/09	1,912,457.27	6,019.61	1,298.87	4,720.74	109,614.01	0.00	109,614.01	1,807,564.00
AGO/09	1,807,564.00	6,981.67	1,298.87	5,682.80	100,525.35	0.00	100,525.35	1,712,721.45
ASIG/SEPT/09	76,121.00	0.00	0.00	0.00	0.00	0.00	0.00	0.00
SEPT/09	1,788,842.45	5,388.97	1,298.87	4,090.10	55,850.61	0.00	55,850.61	1,737,081.94
OCT/09	1,737,081.94	6,675.64	1,298.87	5,376.77	113,625.51	0.00	113,625.51	1,628,833.20
NOV/09	1,628,833.20	4,974.18	1,298.87	3,675.31	111,942.80	0.00	111,942.80	1,520,565.71
DIC/09	1,520,565.71	1,836.71	1,298.87	537.84	307,533.27	0.00	307,533.27	1,213,570.28
ENE/10	1,213,570.28	6,800.82	1,310.16	5,490.66	85,569.25	0.00	85,569.25	1,133,491.69
FEB/10	1,133,491.69	3,526.44	1,356.98	2,169.46	9,291.83	0.00	9,291.83	1,126,369.32
MZO/10	1,126,369.32	3,533.29	1,356.98	2,176.31	0.00	0.00	0.00	1,128,545.63
ABRIL/10	1,128,545.63	4,402.68	1,356.98	3,045.70	30,904.41	0.00	30,904.41	1,100,686.92
ASIG/MAYO/10	822,474.00							
MAYO/10	1,923,160.92	3,397.89	1,356.98	2,040.91	17,248.05	0.00	17,248.05	1,907,953.78
JUNIO/10	1,907,953.78	5,998.19	1,356.98	4,641.21	0.00	0.00	0.00	1,912,594.99



UNIVERSIDAD DEL MAR

ANEXO A

REPORTE DEL FIDEICOMISO

RENDIMIENTOS Y RECURSOS EJERCIDOS SEGÚN EL ESTADO DEL FIDEICOMISO No. 360279020 DEL BANCO SCOTIABANK INVERLAT S.A. CON CORTE AL 31 DE MARZO 2015.

MES	ASIGNADO (1)	RENDIMIENTO BRUTO (2)	COSTO DEL FIDEICOMISO (3)	RENDIMIENTO NETO (4=2-3)	PAGO A FIDEICOMISARIOS (5)	REINTEGROS (6)	EJERCICIO NETO (7 = 5 - 6)	SALDO POR EJERCER (8 = 1 + 4 - 7)
JULIO	1,912,594.99	7,518.72	1,356.98	6,161.74	0.00	0.00	0.00	1,918,756.73
AGOSTO	1,918,756.73	5,955.74	1,356.98	4,598.76	38,090.49	0.00	38,090.49	1,885,265.00
ASIG/SEPT/10	33,902.09	0.00	0.00	0.00	0.00	0.00	0.00	0.00
SEPTIEMBRE	1,919,167.09	7,377.98	1,356.98	6,021.00	58,670.49	0.00	58,670.49	1,866,517.60
OCTUBRE/10	1,866,517.60	5,431.02	1,356.98	4,074.04	203,460.41	0.00	203,460.41	1,667,131.23
NOVIEMBRE/10	1,667,131.23	4,425.26	1,356.98	3,068.28	482,079.39	0.00	482,079.39	1,188,120.12
ASIG/DIC/10	6,575,029.00	0.00	0.00	0.00	0.00	0.00	0.00	7,763,149.12
DICIEMBRE	7,763,149.12	11,672.99	1,356.98	10,316.01	748,849.53	0.00	748,849.53	7,024,615.60
ENERO/11	7,024,615.60	31,825.95	2,442.57	29,383.38	316,479.64	0.00	316,479.64	6,737,519.34
FEBRERO/11	6,737,519.34	19,949.07	2,550.07	17,399.00	264,758.11	0.00	264,758.11	6,490,160.23
MARZO/11	6,490,160.23	23,935.09	2,550.07	21,385.02	348,819.42	0.00	348,819.42	6,162,725.83
ABRIL/11	6,162,725.83	18,184.22	2,550.07	15,634.15	217,274.83	0.00	217,274.83	5,961,085.15
MAYO/11	5,961,085.15	17,709.23	2,550.07	15,159.16	255,172.81	0.00	255,172.81	5,721,071.50
JUNIO/11	5,721,071.50	20,991.49	1,991.87	18,999.62	283,333.58	0.00	283,333.58	5,456,737.54
JULIO/11	5,456,737.54	13,836.67	1,983.39	11,853.28	1,158,009.39	0.00	1,158,009.39	4,310,581.43
AGOSTO/11	4,310,581.43	12,781.78	1,983.39	10,798.39	69,573.48	0.00	69,573.48	4,251,806.34
ASIG/SEPT/11	368,695.00	0.00	0.00	0.00	0.00	0.00	0.00	4,620,501.34
SEPTIEMBRE	4,620,501.34	15,353.61	1,983.39	13,370.22	339,341.75	0.00	339,341.75	4,294,529.81
OCTUBRE/11	4,294,529.81	12,660.21	1,983.39	10,676.82	223,449.75	0.00	223,449.75	4,081,756.88
NOVIEMBRE/11	4,081,756.88	12,021.90	1,983.39	10,038.51	223,449.75	0.00	714,696.19	3,377,099.20
ASIG/ DIC./11	2,481,853.00	0.00	0.00	0.00	0.00	0.00	0.00	2,481,853.00
DICIEMBRE/11	5,858,952.20	9,567.33	1,983.39	7,583.94	223,449.75	0.00	1,061,638.38	4,804,897.76
ENERO/12	4,804,897.76	21,475.52	1,983.39	19,492.13	509,727.96	0.00	509,727.96	4,314,661.93
FEBRERO/12	4,314,661.93	12,730.64	2,042.35	10,688.29	231,060.42	0.00	231,060.42	4,094,289.80
MARZO/12	4,094,289.80	14,699.97	2,042.35	12,657.62	497,899.01	0.00	497,899.01	3,609,048.41
ABRIL/12	3,609,048.41	10,737.66	2,042.35	8,695.31	203,786.63	0.00	203,786.63	3,413,957.09
MAYO/12	3,413,957.09	12,623.21	2,042.35	10,580.86	95,193.87	0.00	95,193.87	3,329,344.08
JUNIO/12	3,329,344.08	9,905.39	1,750.58	8,154.81	182,837.70	0.00	182,837.70	3,154,661.19
JULIO/12	3,154,661.19	8,514.94	1,750.58	6,764.36	614,730.88	0.00	614,730.88	2,546,694.67
AGOSTO/12	2,546,694.67	8,951.71	1,750.58	7,201.13	342,717.55	0.00	342,717.55	2,211,178.25
SEPTIEMBRE/12	2,211,178.25	6,577.70	2,917.64	3,660.06	108,454.74	0.00	108,454.74	2,106,383.57
ASIG/10/12	784,117.00	0.00	0.00	0.00	0.00	0.00	0.00	784,117.00
OCTUBRE/12	2,890,500.57	7,879.96		7,879.96	192,897.11	0.00	192,897.11	2,705,483.42
NOVIEMBRE/12	2,705,483.42	9,852.36	3,501.16	6,351.20	230,875.07	0.00	230,875.07	2,480,959.55
DICIEMBRE/12	2,480,959.55	5,260.62	1,750.58	3,510.04	355,716.50	0.00	355,716.50	2,128,753.09
ENERO/13	2,128,753.09	9,404.93	1,458.82	7,946.11	159,554.68	0.00	159,554.68	1,977,144.52
FEBRERO/13	1,977,144.52	6,128.53	1,510.88	4,617.65	0.00	0.00	0.00	1,981,762.17
MARZO/13	1,981,762.17	5,715.63	1,510.88	4,204.75	212,090.59	0.00	212,090.59	1,773,876.33
ABRIL/13	1,773,876.33	6,357.67	1,510.88	4,846.79	82,504.02	0.00	82,504.02	1,694,708.64



**UNIVERSIDAD DEL MAR**

ANEXO A

**REPORTE DEL FIDEICOMISO**

RENDIMIENTOS Y RECURSOS EJERCIDOS SEGÚN EL ESTADO DEL FIDEICOMISO No. 360279020 DEL BANCO SCOTIABANK INVERLAT S.A. CON CORTE AL 31 DE MARZO 2015.

MES	ASIGNADO (1)	RENDIMIENTO BRUTO (2)	COSTO DEL FIDEICOMISO (3)	RENDIMIENTO NETO (4=2-3)	PAGO A FIDEICOMISARIOS (5)	REINTEGROS (6)	EJERCICIO NETO (7 = 5 - 6)	SALDO POR EJERCER (8 = 1 + 4 - 7)
MAYO/13	1,694,708.64	5,911.59	1,510.88	4,400.71	64,640.19	0.00	64,640.19	1,634,469.16
JUNIO/13	1,634,469.16	4,624.45	1,510.88	3,113.57	74,974.53	0.00	74,974.53	1,564,119.08
JULIO/13	1,564,119.08	2,212.79	1,510.88	701.91	70,498.02	0.00	70,498.02	1,494,322.98
ASIG/08/13	453,298.72	0.00	0.00	0.00	0.00	0.00	0.00	453,298.72
AGOSTO/13	1,947,621.70	7,508.48	1,510.88	5,997.60	36,274.76	0.00	36,274.76	1,917,344.54
SEPTIEMBRE/13	1,917,344.54	5,208.09	1,510.88	3,697.21	48,349.72	0.00	48,349.72	1,871,181.15
OCTUBRE/13	1,871,181.15	5,511.91	1,510.88	4,001.03	346,900.69	0.00	346,900.69	1,528,281.49
ASIG/11/13	300,000.00							300,000.00
NOVIEMBRE/13	1,828,281.49	2,247.28	1,510.88	736.40	658,864.75	0.00	658,864.75	1,170,153.14
DICIEMBRE/13	1,170,153.14	1,527.72	1,510.88	16.84	78,554.94	0.00	78,554.94	1,091,615.04
ASIG/01/14	3,256,024.00							3,256,024.00
ENERO/14	4,347,639.04	3,707.83	1,510.88	2,196.95	88,191.95	0.00	88,191.95	4,261,454.92
FEBRERO/14	4,261,454.92	9,010.90	1,570.92	7,439.98	139,907.86	0.00	139,907.86	4,128,987.04
MARZO/14	4,128,987.04	8,717.49	2,199.29	6,518.20	155,365.60	0.00	155,365.60	3,979,640.35
ABRIL/14	3,979,640.35	10,241.07	2,199.29	8,041.78	68,926.52	0.00	68,926.52	3,918,755.61
MAYO/14	3,918,755.61	8,292.63	2,199.29	6,093.34	265,230.68	0.00	265,230.68	3,637,264.38
JUNIO/14	3,637,264.38	7,201.19	2,199.29	5,001.90	252,123.15	0.00	252,123.15	3,412,497.02
JULIO/14	3,412,497.02	7,772.72	2,199.29	5,573.43	115,823.39	0.00	115,823.39	3,302,247.06
AGOSTO/14	3,302,247.06	6,042.11	1,885.10	4,157.01	123,103.38	0.00	123,103.38	2,463,967.88
ASIG/09/14	782,533.00							782,533.00
SEPTIEMBRE/14	3,246,500.88	5,685.40	1,885.10	3,800.30	767,633.49	0.00	767,633.49	3,202,315.19
OCTUBRE/14	3,202,315.19	7,413.26	1,885.10	5,528.16	69,572.43	0.00	69,572.43	3,138,270.92
NOVIEMBRE/14	3,138,270.92	5,735.73	1,885.10	3,850.63	118,912.78	0.00	118,912.78	3,023,208.77
ASIG/12/14	1,422,826.00							1,422,826.00
DICIEMBRE/14	4,446,034.77	4,284.37	1,885.10	2,399.27	15,252.98	0.00	15,252.98	4,435,066.16
ENERO 15	4,435,066.16	11,342.00	1,885.10	9,456.90	6,894.44	0.00	6,894.44	4,435,743.52
FEBRERO/15	4,435,743.52	8,262.54	2,289.05	5,973.49	26,393.01	0.00	26,393.01	4,414,920.05
MARZO/15	4,414,920.05	8,225.58	2,289.05	5,936.53	12,876.76	0.00	12,876.76	4,407,979.82
		<b>4,494,200.61</b>	<b>307,812.49</b>	<b>4,186,388.12</b>	<b>34,944,191.14</b>	<b>3,472,802.51</b>	<b>32,800,823.70</b>	

M.A.N. ZARINA PACHECO JUÁREZ  
RESPONSABLE INSTITUCIONAL DEL PRODEP

DR. MODESTO SEARA VÁZQUEZ  
RECTOR

A partir del 16 de Diciembre 2014

Dic 96 Multibanco Comermex 0947382-2

Feb 97 Termina Comermex

Feb 97 Inicia Inverlat 12697

Jun 98 Termina Inverlat

Jun 98 Inicia Bancrecer 9003-1

Mar 02 Scotiabank Inverlat 360279020